


Bee Bot Lesson Plan

1st-2nd	Topic: Solid, Liquid, Gas Matching	 < CODES >
Standard: S2P1. Obtain, evaluate, and communicate information about the properties of matter and changes that occur in objects.		
Vocabulary: Solid Liquid Gas	Materials: Solid Liquid Gas Cards x 2 sets Picture Cards x 1 set Bee Bot Mat Bee Bot	
Instruction: <ol style="list-style-type: none">1. Set up Bee Bot Mats by placing Bee Bot Solid Liquid Gas cards (6) randomly on the squares.2. Students will draw a picture card3. Students then program the Bee Bot to go to the appropriate state of matter target on the mat.		
Summarizer/Assessment: Teacher Observation.	Teacher Notes This is a great Friday activity if you have multiple mats, and bee bots to do whole class. But also makes a great center rotation with just one mat and one Bee Bot.	

Bee Bot Mat Cards

Solid

Liquid

Gas

Solid

Liquid

Gas

Picture Cards



Ice




Steam




Milk



Pumpkin



Water




Juice



Wind



Air



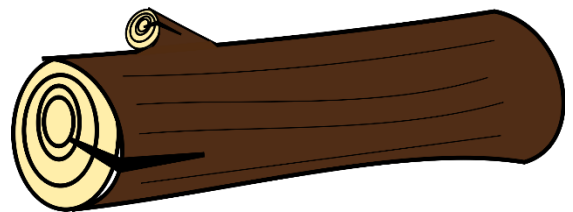
Magnet



Rain



Smoke



Log